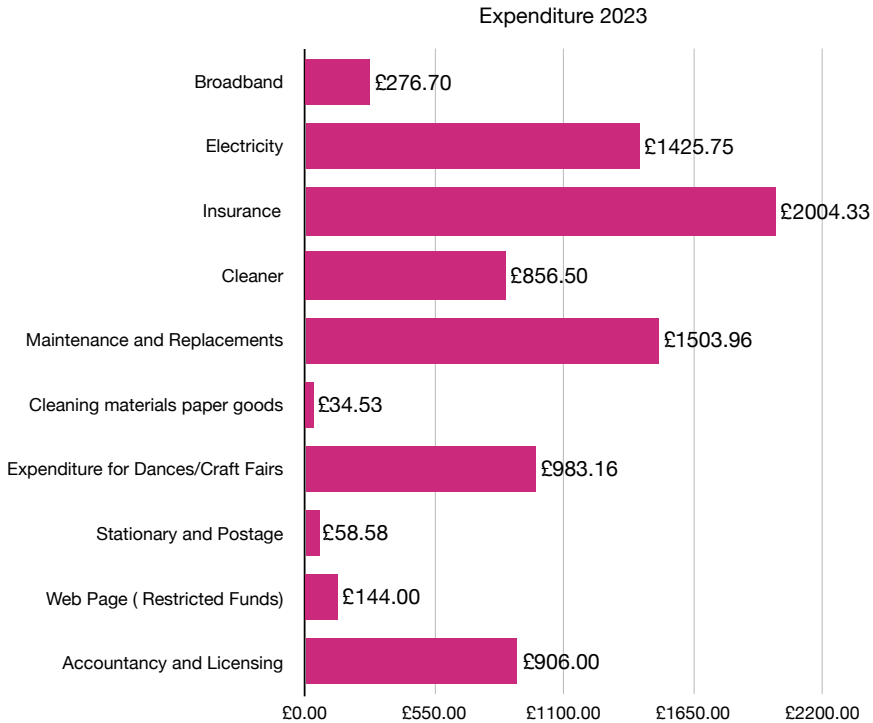
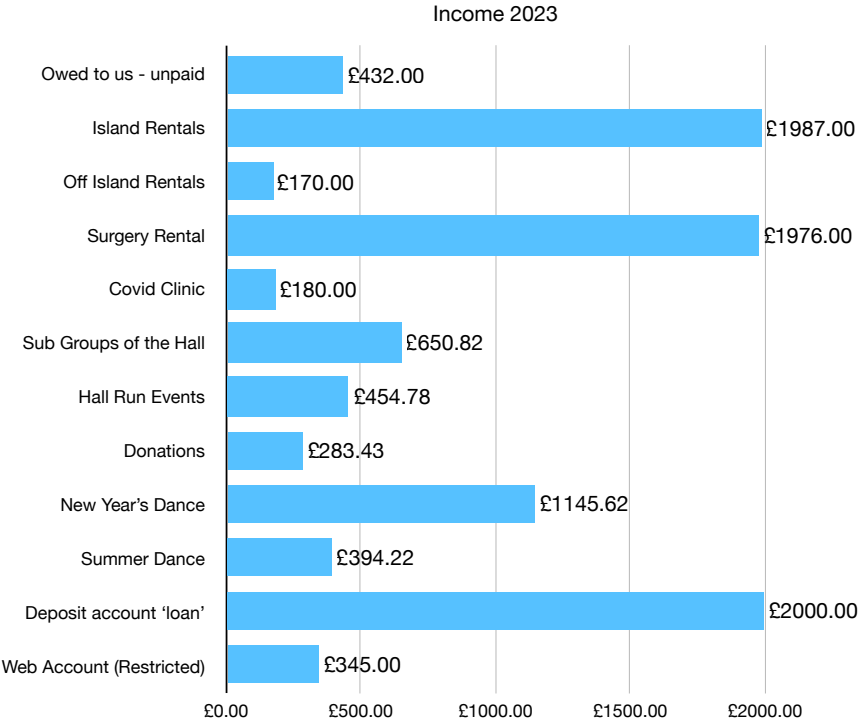
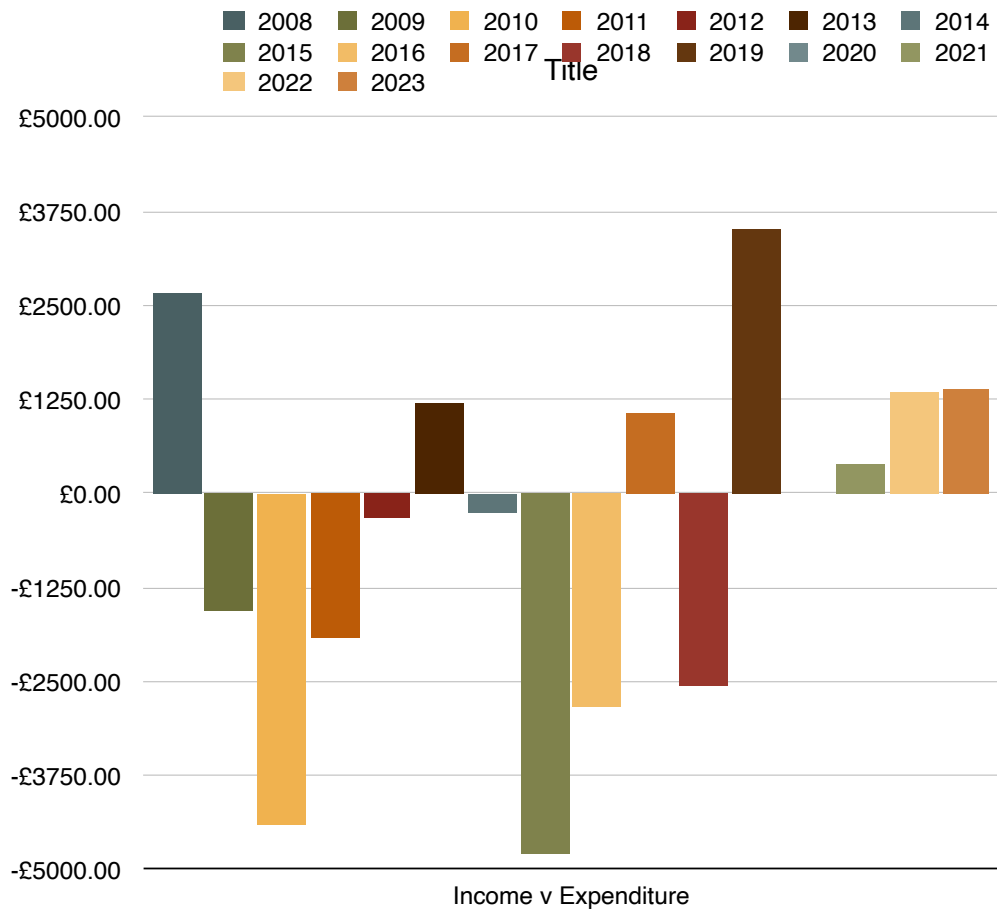


# Income v Expenditure 2023



Year	Income v Expenditure
2008	£2673.00
2009	-£1556
2010	-£4389
2011	-£1911.00
2012	-£323.00
2013	£1187.00
2014	-£260.00
2015	-£4790.00
2016	-£2838.44
2017	£1059.78
2018	-£2550.05
2019	£3518.08
2020	£0.00
2021	£376.41
2022	£1352.56
2023	£1393.36

**Year on year Bank Balances**



### Year End Bank Balance

Year	Amount
2010	£16252.00
2011	£14047.00
2012	£16192.00
2013	£18907.00
2014	£18231.00
2015	£13392.00
2016	£11450.00
2017	£17290.00
2018	£14709.00
2019	£18294.00
2020	£0.00
2021	
2022	£29404.15
2023	£29028.61

